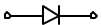
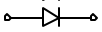
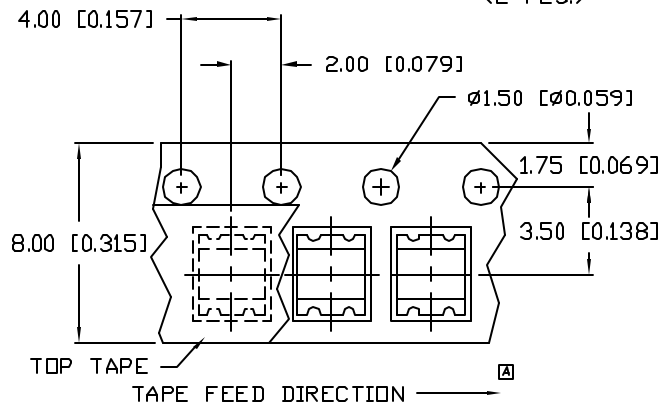
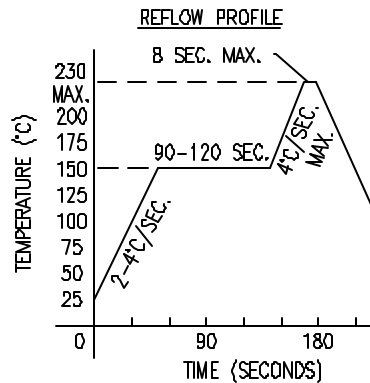
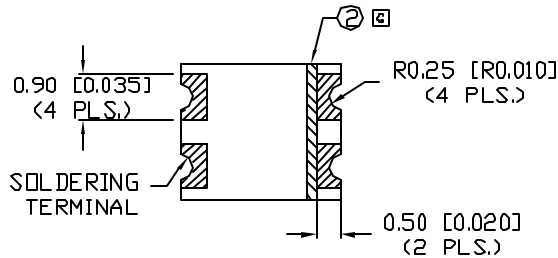
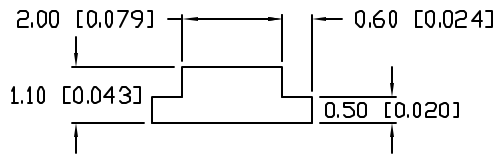
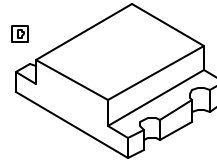
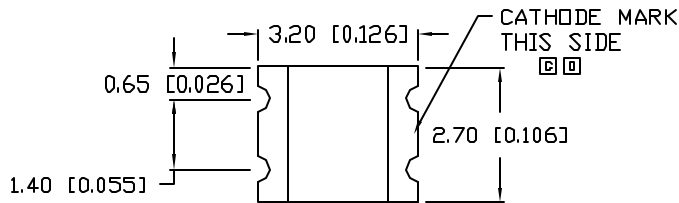
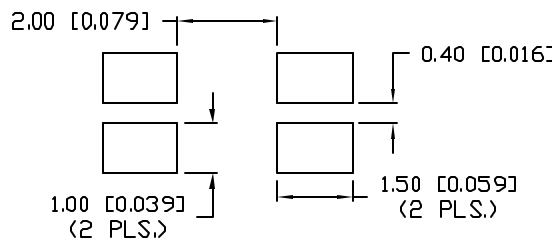


UNCONTROLLED DOCUMENT

GREEN   
 YELLOW 



RECOMMENDED SOLDER PAD LAYOUT



PART NUMBER		REV.
SML-LX1210YGC-TR		G
REV.	E.C.N. NUMBER AND REVISION COMMENTS	DATE
A	ADDED TAPE W/POLARITY AND DIRECTION.	11.6.95
B	E.C.N. #10324.	3.17.97
C	E.C.N. #10404, & #10BRDR & REDRAWN.	5.22.98
D	E.C.N. #10695	1.4.01
E	E.C.N. #10834.	1.24.02
F	E.C.N. #10972.	3.25.03
G	E.C.N. #11014.	7.11.03

ELECTRO-OPTICAL CHARACTERISTICS TA=25°C If=20mA

PARAMETER	MIN	TYP	MAX	UNITS	TEST COND
PEAK WAVELENGTH		585 (YELLOW)		nm	
		565 (GREEN)		nm	
FORWARD VOLTAGE (Y/G)		2.1/2.2	2.5/2.6	Vf	
REVERSE VOLTAGE	5.0			Vr	If=100µA
AXIAL INTENSITY		10		mcd	If=20mA
VIEWING ANGLE		160		2x theta	
EMITTED COLOR:	YELLOW/GREEN				
EPOXY LENS FINISH:	WATER CLEAR				

LIMITS OF SAFE OPERATION AT 25°C

PARAMETER	COLORS	MAX	UNITS
PEAK FORWARD CURRENT*		150	mA
STEADY CURRENT		25	mA
POWER DISSIPATION		65	mW
DERATE FROM 25°C		-1.2	mW/°C
OPERATING TEMP.		-25 TO +85	°C
STORAGE TEMP.		-30 TO +85	°C

\* t < 10µs

NOTES:

1. THE CATHODE IS ORIENTED TOWARDS THE TAPE SPROCKET HOLE.
2. LOCATION FOR CATHODE MARK CAN BE EITHER ON THE TOP OR BOTTOM OF THE PART.

**CAUTION: MOISTURE SENSITIVE DEVICE**  
 PER JEDEC LEVEL 4 STANDARDS

UNCONTROLLED DOCUMENT

\*UNLESS OTHERWISE SPECIFIED TOLERANCES PER DECIMAL PRECISION ARE: X=±1 (±0.038), XX=±0.5 (±0.020), XXX=±0.25 (±0.010), XXXX=±0.127 (±0.005). LEAD SIZE=±0.05 (±0.002), LEAD LENGTH=±0.75 (±0.030). MIN=-0.00 DECIMAL PRECISION MAX.=+0.00 DECIMAL PRECISION

REV.	PART NUMBER
G	SML-LX1210YGC-TR

CONFIDENTIAL INFORMATION  
 THE INFORMATION CONTAINED IN THIS DOCUMENT IS THE PROPERTY OF LUMEX INC. EXCEPT AS SPECIFICALLY AUTHORIZED IN WRITING BY LUMEX INC, THE HOLDER OF THIS DOCUMENT SHALL KEEP ALL INFORMATION CONTAINED HEREIN CONFIDENTIAL AND SHALL PROTECT SAME IN WHOLE OR IN PART FROM DISCLOSURE AND DISSEMINATION TO ALL THIRD PARTIES.



290 E. HELEN ROAD  
 PALATINE, IL 60067-6976  
 PHONE: +1.847.359.2790  
 US WEB: www.lumex.com  
 TW WEB: www.lumex.com.tw

2.7mm x 3.2mm P.C.B. SURFACE MOUNT LED,  
 DUAL YELLOW/GREEN CHIPS, WATER CLEAR LENS,  
 TAPE AND REEL, 2,000 PEICES PER REEL.

RELIABILITY NOTE  
 OUR MANY YEARS OF EXPERIENCE DATA ACCUMULATION INDICATE THAT SOLDER HEAT IS A MAJOR CAUSE OF EARLY AND FUTURE FAILURE. PLEASE PAY ATTENTION TO YOUR SOLDERING PROCESS.

DRAWN BY:	CHECKED BY:	APPROVED BY:	DATE:
gt			6.21.95
			PAGE: 1 OF 1
			SCALE: N/A