

Product Change Notice

PCN#: EE-PCN23001

1/20/2023

CLASSIFICATION OF CHANGE:

End of Life

DESCRIPTION OF CHANGE:

The 6125FF fuse family has reached end of life. The recommended replacements are from Eaton's 2410FA and CB61F fuse families.

REASON FOR CHANGE:

To streamline production and rationalize Eaton's 2410 EIA (6125) fast-acting fuse families.

EXPECTED INFLUENCE ON QUALITY, RELIABILITY, AND PERFORMANCE:

The 2410FA and CB61F families are both fast-acting fuses that offer many of the same voltage, current and interrupting ratings as the 6125FF along with similar time vs current opening performance. In addition, the 2410FA and CB61F offer similar product dimensions and PCB pad layouts. Product dimension and pad layout comparison is provided on the following page of this document. The specific characteristics on each of the fuse part numbers can be found on the respective data sheets: [2410FA](#) | [CB61F](#) | [6125FF](#).

PARTS FAMILIES AFFECTED:

See following page for part number list and recommended replacements.

TIME SCHEDULE:

Last Time Buy Date: July 31, 2023

Last Time Shipment Date: November 30, 2023

SAMPLE AVAILABILITY:

Available upon request

QUALIFICATION DATA:

Available upon request

ISSUED BY:

Nick Stone

Global Product Manager – Circuit Protection

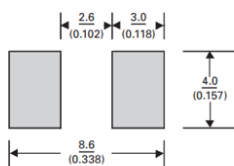
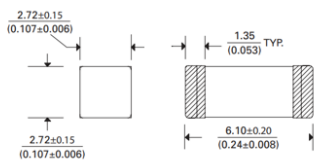
CONTACT INFORMATION:

For questions or comments, please [Contact us](#)

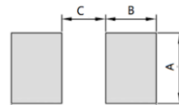
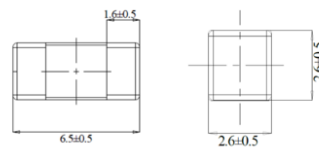
Part Numbers Affected

6125FF Family End of Life	2410FA Family Replacement	CB61F Family Replacement
TR2-6125FF500-R	TR1-2410FA500-R	No Replacement
TR2-6125FF750-R	TR1-2410FA800-R	No Replacement
TR2-6125FF1-R	TR1-2410FA1-R	No Replacement
TR2-6125FF1-5-R	TR1-2410FA1-5-R	No Replacement
TR2-6125FF1-25-R	No Replacement	No Replacement
TR2-6125FF2-R	TR1-2410FA2-R	CB61F2A-TR2
TR2-6125FF2-5-R	TR1-2410FA2-5-R	No Replacement
TR2-6125FF3-R	TR1-2410FA3-R	CB61F3A-TR2
TR2-6125FF3-5-R	No Replacement	No Replacement
TR2-6125FF4-R	TR1-2410FA4-R	CB61F4A-TR2
TR2-6125FF5-R	TR1-2410FA5-R	CB61F5A-TR2
TR2-6125FF6-3-R	TR1-2410FA6-3-R	CB61F6-3A-TR2
TR2-6125FF7-R	TR1-2410FA7-R	CB61F7A-TR2
TR2-6125FF8-R	TR1-2410FA8-R	CB61F8A-TR2
TR2-6125FF10-R	TR1-2410FA10-R	CB61F10A-TR2
TR2-6125FF12-R	TR1-2410FA12-R	CB61F12A-TR2
TR2-6125FF15-R	TR1-2410FA15-R	CB61F15A-TR2

Product Dimensions & Pad Layout

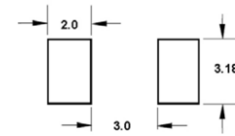
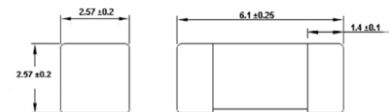


6125FF



Rating	A	B	C	Minimum copper layer thickness
7 A and below	4.0	3.0	2.6	35 µm
8 A to 10 A	4.0	3.0	2.6	70 µm
12 A to 15 A	4.0	3.76	2.6	70 µm

2410FA



Minimum copper thickness:
6.2 A and below (25 µm)
7 A to 15 A (70 µm)

CB61F