KYCON, Inc. 305 Digital Drive, Morgan Hill, CA 95037 (408)494-0330

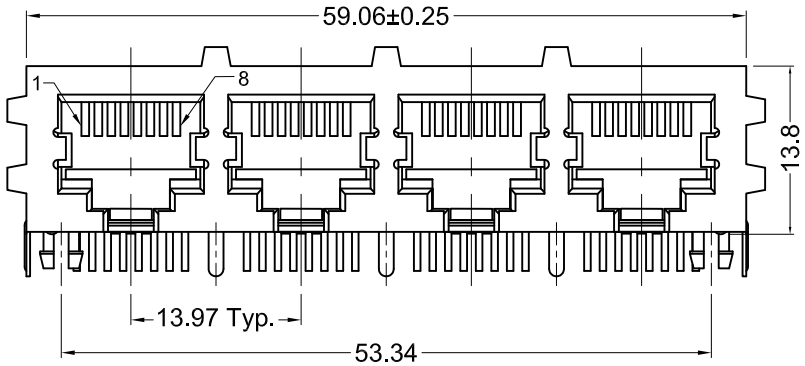

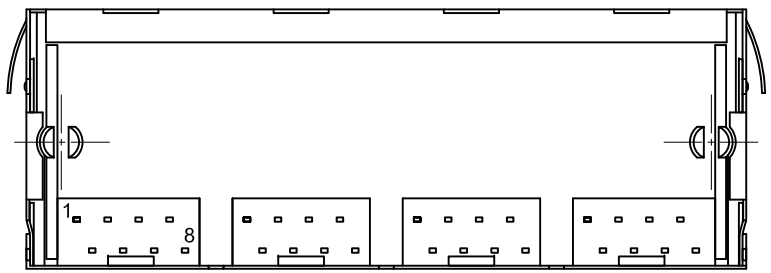

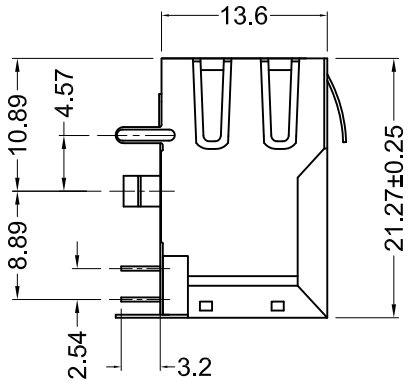

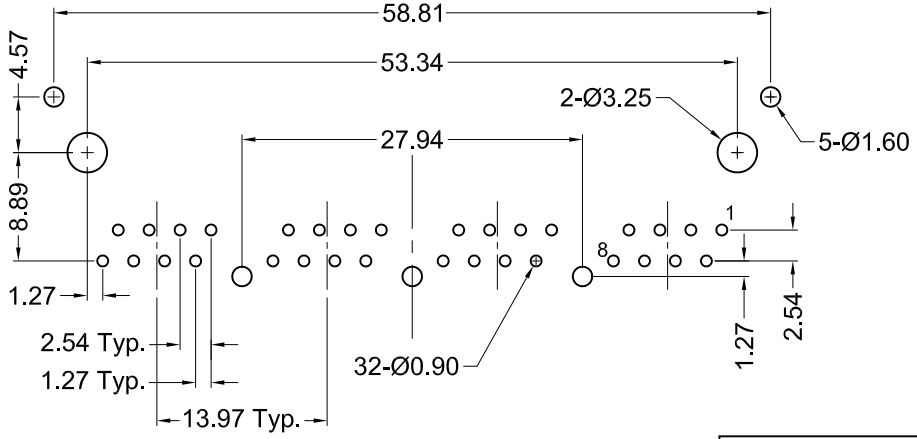

Recommended PCB Layout
(Top View)

Material and Finish

Housing: PBT thermoplastic, UL94V-0 rated

Shield: 0.25mm thick brass, nickel plated

Contact Material: phosphor bronze

Contact Plating Options:

Standard: gold flash plate over nickel at contact area, tin plating over nickel at solder area

50 option: 50u" gold on contact area, to comply with FCC requirements under #47 C.F.R. Part 68, Subpart F tin plating over nickel at solder area

Electrical Characteristics

Current Rating: 1.5 Amps

Voltage Rating: 125V DC

Insulation Resistance: 500 Megohms Min.

Dielectric Withstanding Voltage: 1000V rms, 60Hz

Contact Resistance: 20 milliohms Max.

Durability Rating: 500 Mating Cycles Min.

Operating Temperature: -40°C to +85°C

Electrical Performance

Category 5 100MHz Bandwidth Performance

Performance meets near end crosstalk (NEXT) Requirements of -40dB @ 100MHz per EIA/TIA 568A in applications where UL Approved Category 5 cable (GA27-3773-1) is used

Ordering Information	
Part Number	Contact Area Plating Finish
GSGX-NS7-488-457	Gold Flash (standard option)
GSGX-NS7-488-45750	50u" Gold (50 option)

RoHS COMPLIANT

E134345 LR78160

Tolerances
X.X ± 0.25
X.XX ± 0.15
Unless Stated Otherwise

REV.	DATE	DESCRIPTION	REV. BY	CHK. BY
A1	03/23/06	New Drawing	R. Aguirre	H. MA
A2	3/4/08	ECO #08-030	R. Aguirre	H. MA
A3	05/13/10	ECO #10-025	S. Vien	H. MA
A4	12/11/13	ECO #13-090	D. Gih	H. MA
A5	06/26/15	ECO #15-001	H. MA	C. Furumasu

DRAWN BY: R. Aguirre

DATE: 03/23/06

UNITS: mm

GSGX-NS7-488-457

Mod jack, 4 Port Ganged-Jack, RoHS Compliant

8 Position/8 Contact w/4.57 Grd Pin Spc

KYCON