


# CL-375 Series

Multi-Color Side-Lighting Type **CL-375 Series**



● 2色発光タイプのチップLEDです。

● 2-colored illuminated type chip LED

## ●絶対最大定格 Absolute Maximum Rating (Ta 25°C)

Series	Color variation	P <sup>*1</sup> (mW)	Pd (mW)	I <sub>F</sub> (mA)	I <sub>FP</sub> (mA)	V <sub>R</sub> (V)	Top (°C)	Tst (°C)
CL-375	YG	90	65	25	100 <sup>*2</sup>	5	-25~+80	-30~+85
	HR		78	30				

※1 Pは同時点灯時の全許容損失を示します。

※1 P means total value of power dissipation when both colors are on.

※2 I<sub>FP</sub>の条件はduty 1/10、パルス巾30msecです。

※2 Conditions for I<sub>FP</sub> are pulse of 1/10 duty and 30msec width.

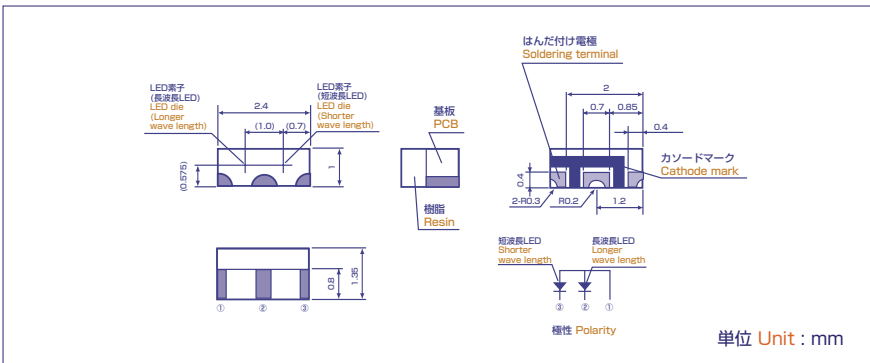
## ●電気的光学的特性 Electro-optical Characteristics (Ta 25°C)

Product code	Color variation	V <sub>F</sub>			λ <sub>p</sub> typ (nm)	Δλ typ (nm)	I <sub>v</sub> <sup>*</sup>		
		I <sub>F</sub> (mA)	typ (V)	max (V)			I <sub>F</sub> (mA)	min (mcd)	typ (mcd)
CL-375HR/YG	Yellow green	20	2.2	2.6	570	30	20	5.0	18
	High brightness red	20	1.8	2.6	660	20	20	5.0	23

※NIST規格に準拠

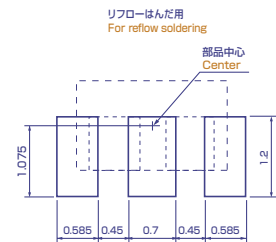
※Per NIST standards

## ●外形寸法図 Outline drawing



### 推奨はんだ付けパターン

The following soldering patterns are recommended for reflow-soldering:



## ■ 諸特性 Characteristics

