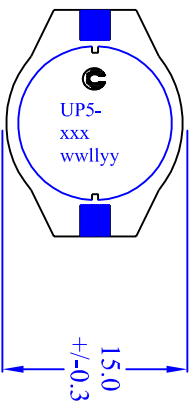
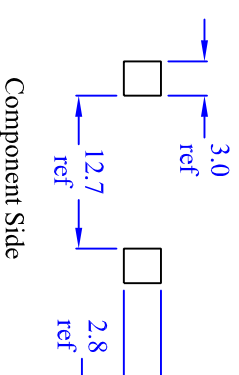


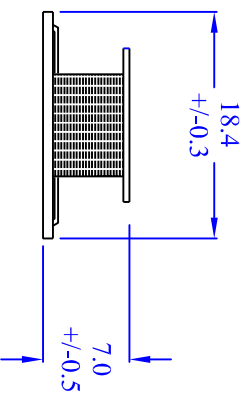
TOP VIEW



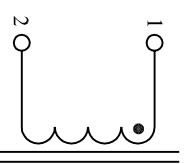
RECOMMENDED PCB LAYOUT



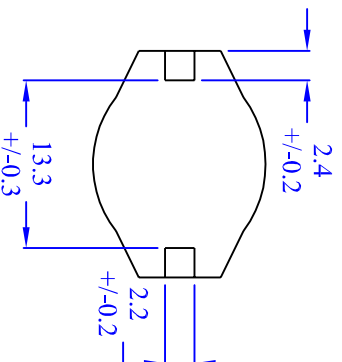
FRONT VIEW



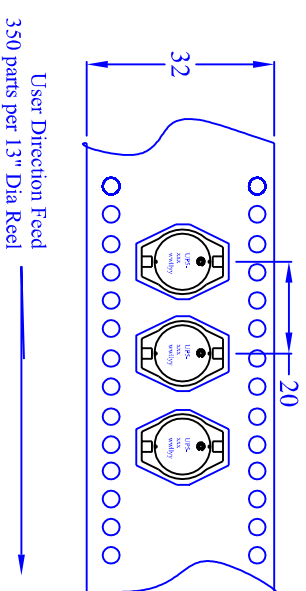
SCHEMATIC



BOTTOM VIEW



TAPE AND REEL ORIENTATION



Notes:

- 1) All Dimensions are in millimeters unless otherwise specified.
 - 2) Stamp as Shown above--
 - Line 1 - "C" logo
 - Line 2- UP5
 - Line 3- xxx (xxx=inductance value per family chart)
 - Line 4- wwlyy
- ww=(week date code), ll=(location), yy=(year)

Cooper Electronic Technologies

3601 Quantum Boulevard, Boynton Beach, FL 33426

Unipac 5 (UP5) Inductor Line
SMD, 7.5mm max ht, Drum core/header

Size	Drawing Number:	UP5 Inductor Line
A	Revision Level:	X1
		Sheet 3 of 4