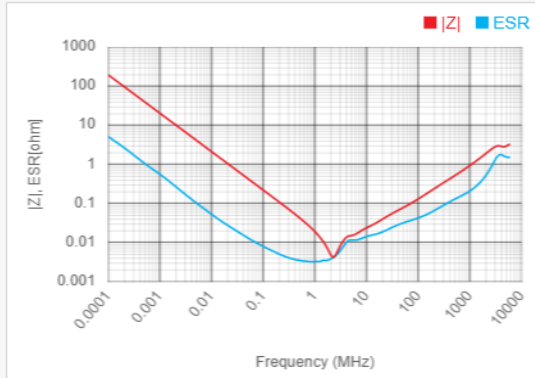


CL21B106KOQNNN

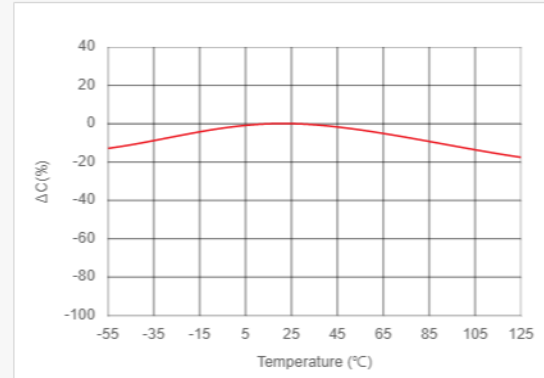
Specifications

Property	Nominal Capacitance	Capacitance Tolerance	Rated Vdc	TCC	Size	Length	Width	Thickness
Value	10.0uF	±10 %	16.0Vdc	X7R	0805(unit:inch), 2012(unit:mm)	2.00 ± 0.15 mm	1.25 ± 0.15 mm	1.25 ± 0.15 mm

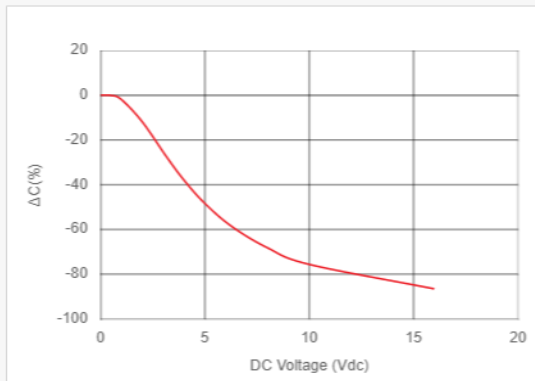
Data Graph



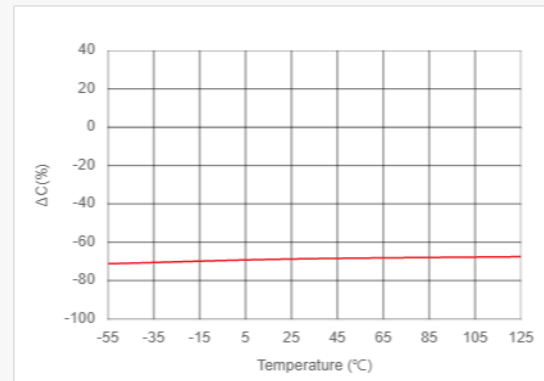
Frequency Characteristics
Network Analyzer



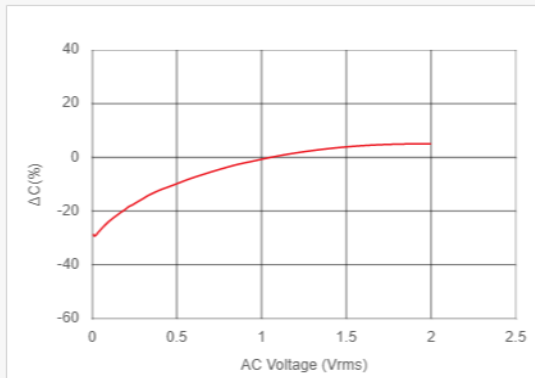
Temperature Characteristics of Capacitance(TCC)
LCR meter, 1kHz, 0.5Vrms



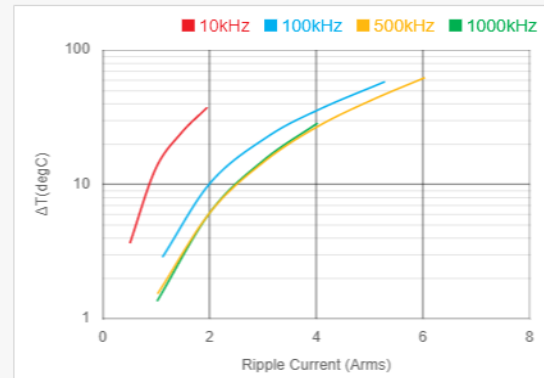
DC Bias Characteristics
LCR meter, 1kHz, 1Vrms



Bias TCC Characteristics
LCR meter, 1kHz, 1Vrms, 8Vdc



AC Voltage Characteristics
LCR meter, 1kHz



Temperature Rise by Ripple Current



Any data in this sheet are subject to change, modify or discontinue without notice. The data sheets include the typical data for design reference only. If there is any question regarding the data sheets, please contact our sales personnel or application engineers.