



## 1200V/20A Silicon Carbide Power Schottky Barrier Diode

### Features

- Rated to 1200V at 20 Amps
- Zero reverse recovery current
- Zero forward recovery voltage
- Temperature independent switching behaviour
- High temperature operation
- High frequency operation

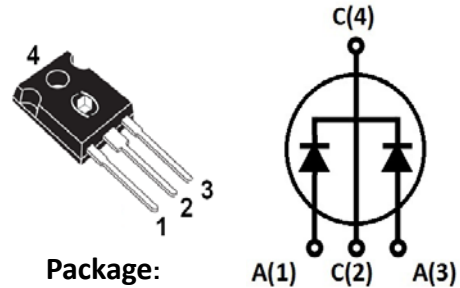
Key Characteristics		
$V_{RRM}$	1200	V
$I_F, T_c \leq 155^\circ\text{C}$	10*	A
$Q_c$	54.4*	nC

### Benefits

- Unipolar rectifier
- Substantially reduced switching losses
- No thermal run-away with parallel devices
- Reduced heat sink requirements

### Applications

- SMPS, e.g., CCM PFC;
- Motor drives, Solar application, UPS, Wind turbine, Rail traction, EV/HEV



Package:



Part No.	Package Type	Marking
G3S12020B	TO-247AC	G3S12020B

**Maximum Ratings**

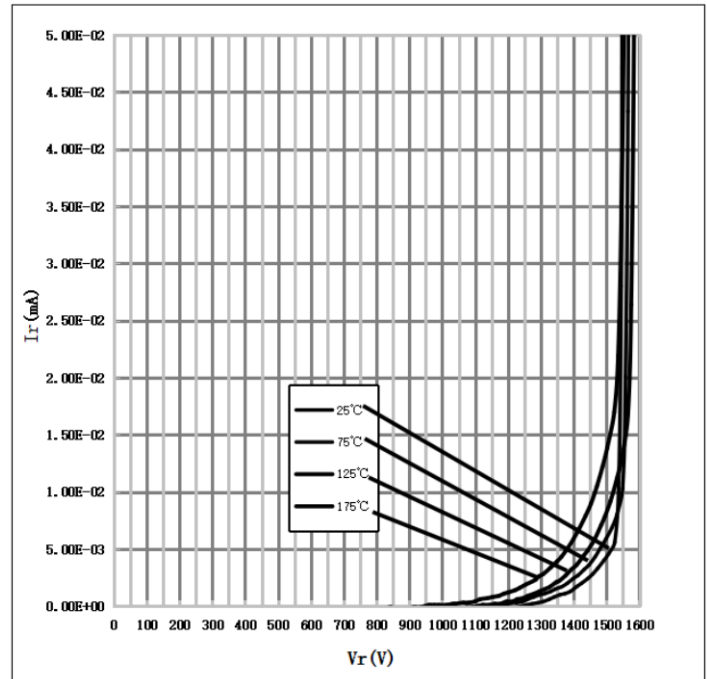
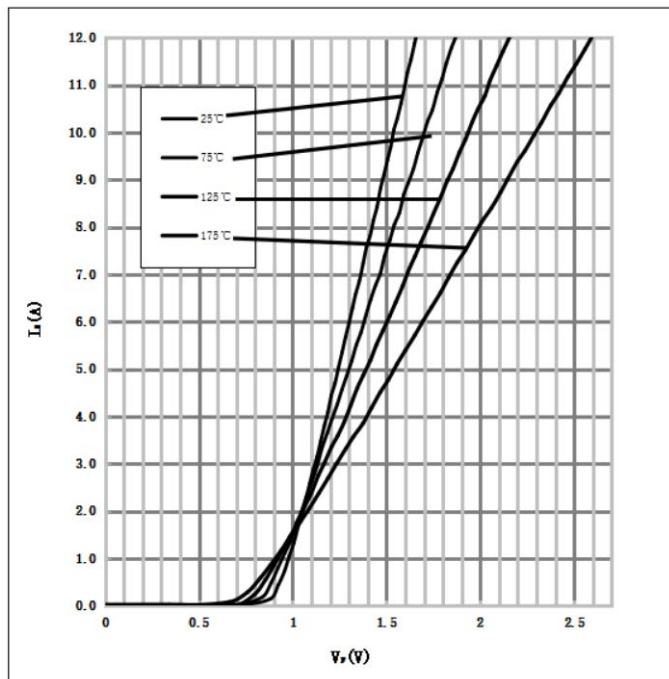
Parameter	Symbol	Test Condition	Value	Unit
Repetitive Peak Reverse Voltage	$V_{RRM}$		1200	V
Surge Peak Reverse Voltage	$V_{RSM}$		1200	V
DC Blocking Voltage	$V_{DC}$		1200	V
Continuous Forward Current	$I_F$	$T_C=25^{\circ}C$ $T_C=125^{\circ}C$ $T_C=155^{\circ}C$	37* 20* 10*	A
Repetitive Peak Forward Surge Current	$I_{FRM}$	$T_C=25^{\circ}C$ , $t_p=10ms$ , Half Sine Wave, $D=0.3$	50*	A
Non-repetitive Peak Forward Surge Current	$I_{FSM}$	$T_C=25^{\circ}C$ , $t_p=10ms$ , Half Sine Wave	140*	A
Power Dissipation	$P_{TOT}$	$T_C=25^{\circ}C$	227*	W
		$T_C=110^{\circ}C$	98*	W
Operating Junction	$T_j$		-55°C to 175°C	°C
Storage Temperature	$T_{stg}$		-55°C to 175°C	°C
Mounting Torque		M3 Screw	1	Nm
		6-32 Screw	8.8	lbf-in

**Thermal Characteristics**

Parameter	Symbol	Test Condition	Value	Unit
			Typ.	
Thermal resistance from junction to case	$R_{th\ JC}$		0.66* 0.33**	°C/W

**Electrical Characteristics**(Per leg)

Parameter	Symbol	Test Conditions	Numerical		Unit
			Typ.	Max.	
Forward Voltage	$V_F$	$I_F=10A, T_j=25^\circ C$	1.5	1.7	V
		$I_F=10A, T_j=175^\circ C$	2.5	3	
Reverse Current	$I_R$	$V_R=1200V, T_j=25^\circ C$	10	50	$\mu A$
		$V_R=1200V, T_j=175^\circ C$	20	100	
Total Capacitive Charge	$Q_C$	$V_R=800V, T_j=150^\circ C$ $Q_C = \int_0^{V_R} C(V)dV$	54.4	-	nC
Total Capacitance	C	$V_R=0V, T_j=25^\circ C, f=1MHz$	765	790	pF
		$V_R=400V, T_j=25^\circ C, f=1MHz$	50	54	
		$V_R=800V, T_j=25^\circ C, f=1MHz$	48.5	51	

**Performance Graphs**1) Forward IV characteristics as a function of  $T_j$  :2) Reverse IV characteristics as a function of  $T_j$  :



**Note:** The levels of RoHS restricted materials in this product are below the maximum concentration values (also referred to as the threshold limits) permitted for such substances, or are used in an exempted application, in accordance with EU Directive 2011/65/EC(RoHS2). RoHS Certification and other certifications can be obtained from GPT sales representatives or GPT website: <http://globalpowertech.cn/English/index.asp>

**More product datasheets and company information can be found in:**

<http://globalpowertech.cn/English/index.asp>

