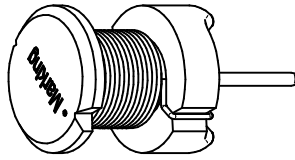
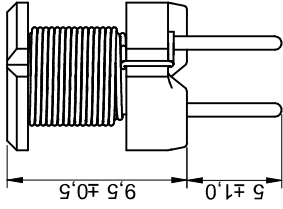
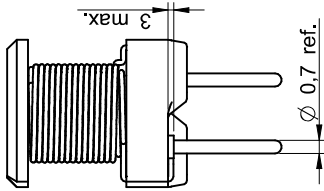
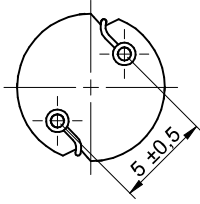
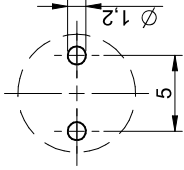


Dimensions: [mm]



Scale - 2:1

Recommended Land Pattern: [mm]



Scale - 2:1

Schematic:



Electrical Properties:

Properties	Test conditions	Unit	Value
Inductance	L 1 kHz/ 250 mV	μH	82
Rated Current	I _R ΔT = 40 K	A	1.45
Saturation Current	I _{SAT} ΔL/L < 10 %	A	1.9
DC Resistance	R _{DC} @ 20 °C	Ω	0.155
DC Resistance	R _{DC} @ 20 °C	Ω	0.16
Self Resonant Frequency	f _{res}	MHz	6.1

General Properties:

It is recommended that the temperature of the component does not exceed +125 °C under case conditions

Ambient Temperature (referring to I _R)	-40 up to +85 °C
Operating Temperature	-40 up to +125 °C
Storage Conditions (in original packaging)	< 40 °C ; < 75 % RH
Moisture Sensitivity Level (MSL)	1
Test conditions of Electrical Properties: +20 °C, 33 % RH if not specified different	

Product Marking:

Start of Winding	•
Marking	820 (Inductance Code)

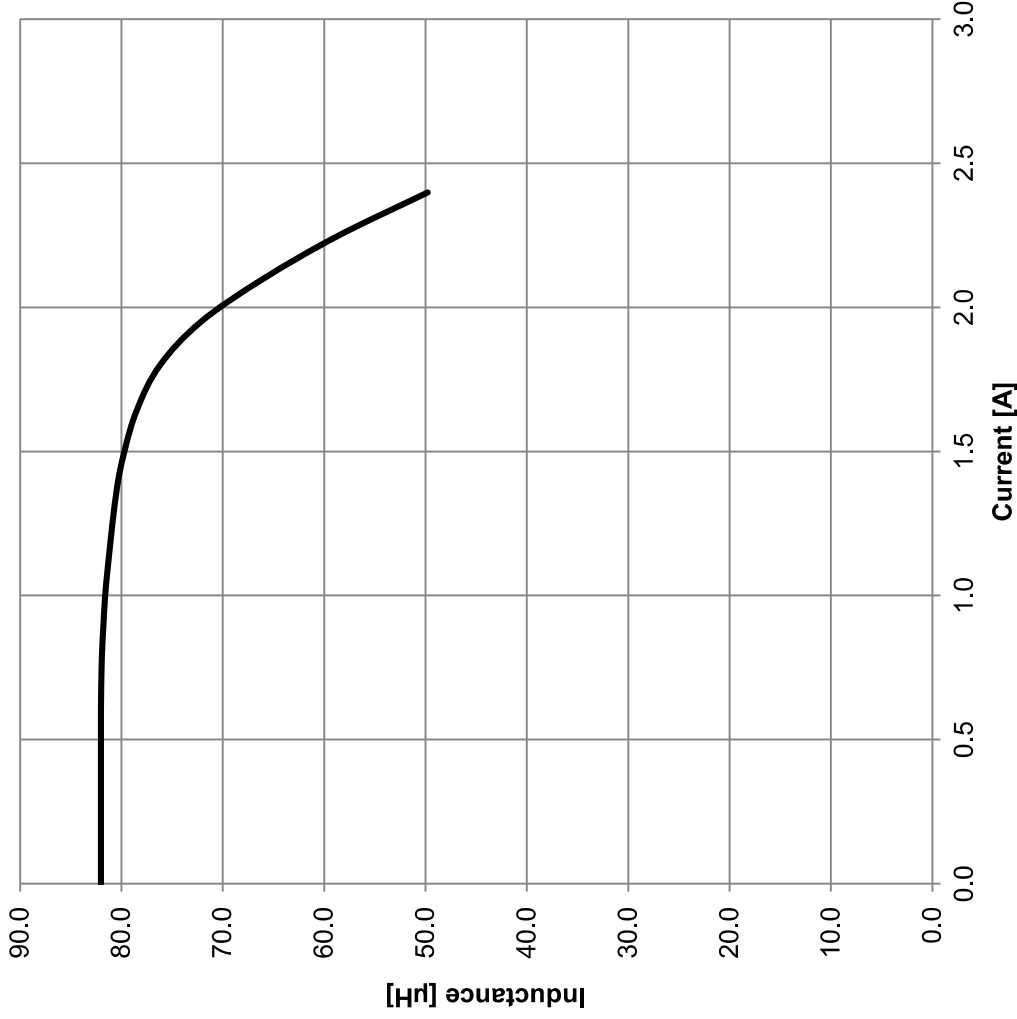
CHECKED	REVISION	DATE (YY/MM/DD)	GENERAL TOLERANCE	PROTECTION METHOD
TRI	013.001	2019-01-02	DIN ISO 2768-1m	
DESCRIPTION				
WE-TI Radial Leaded Wire Wound Inductor				
SIZE/TYPE	BUSINESS UNIT	ORDER CODE	STATUS	
8095	etSos	744772820	Valid	



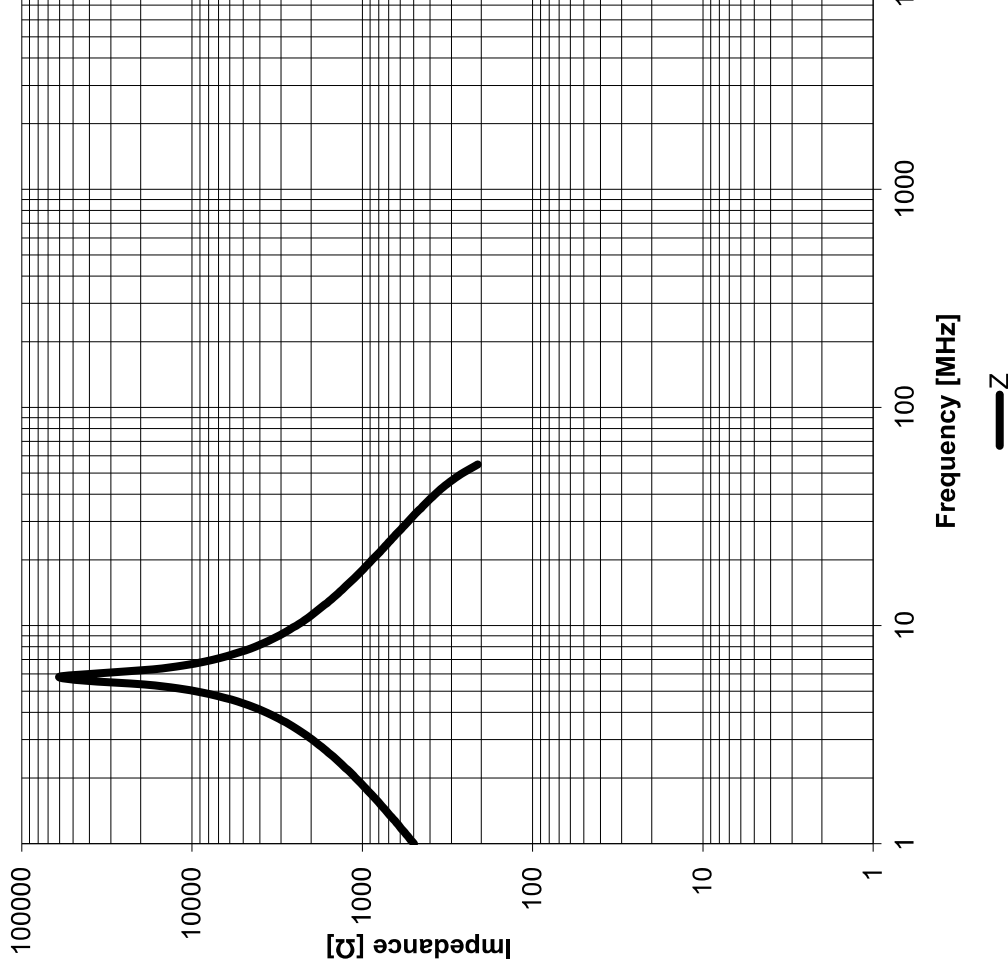
Würth Elektronik eSos GmbH & Co. KG
EMC & Inductive Solutions
Max-Eyth-Str. 1
74638 Weidenburg
Germany
Tel. +49 (0) 79 42 946 - 0
www.wue-online.com
esSos@wue-online.com


This electronic component has been designed and developed for usage in general electronic equipment only. This product is not authorized for use in equipment where a higher safety standard and reliability standard is especially required or where a failure of the product is reasonably expected to cause severe personal injury or death, unless the parties have executed an agreement specifically governing such use. Würth Elektronik eSos GmbH & Co KG products are neither designed nor intended for use in areas such as military, aerospace, aviation, nuclear control, submarine, transportation (automotive control, train control, ship control), transportation signal, disaster prevention, medical, public information network etc... Würth Elektronik eSos GmbH & Co KG must be informed about the intent of such usage before the design-in stage. In addition, sufficient reliability evaluation must be performed on every electronic component, which is used in electrical circuits that require high safety and reliability functions or performance.

Typical Inductance vs. Current Characteristics:



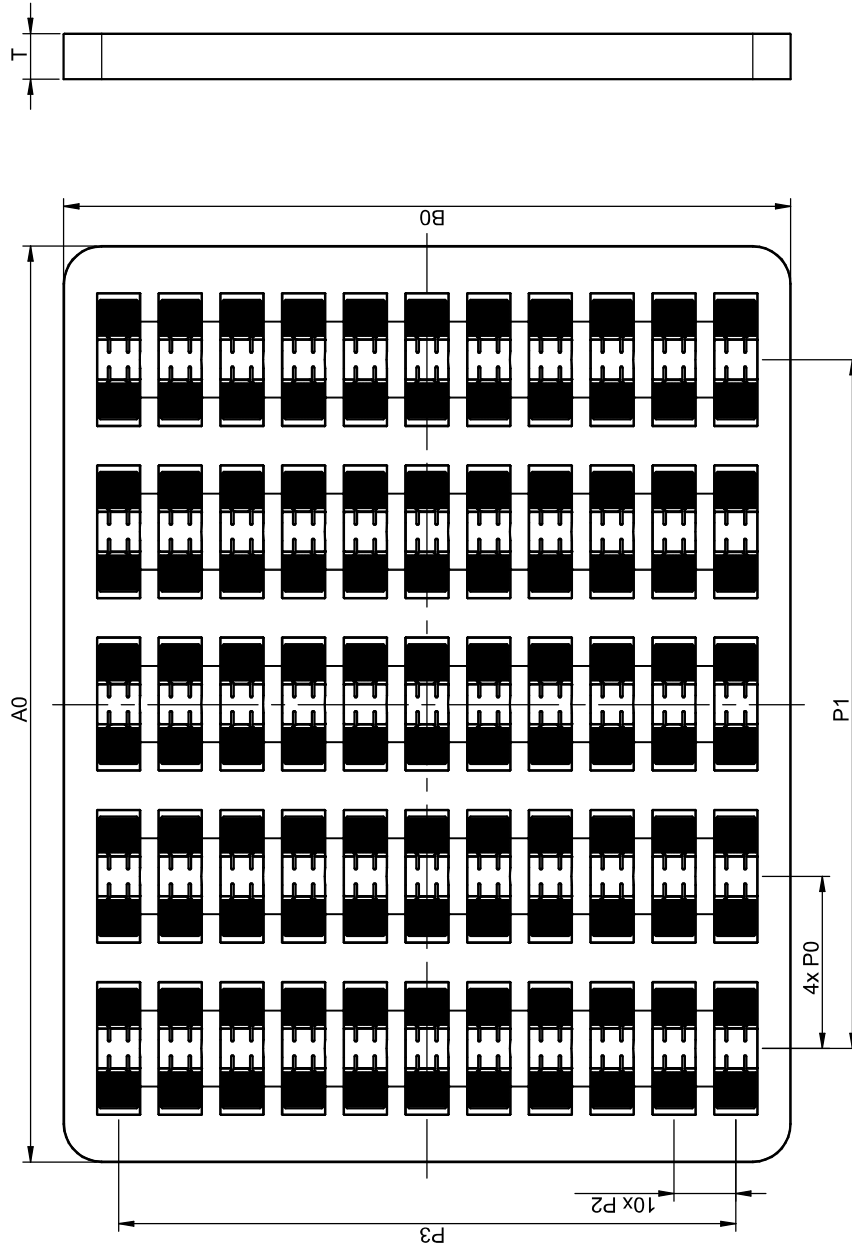
Typical Impedance Characteristics:



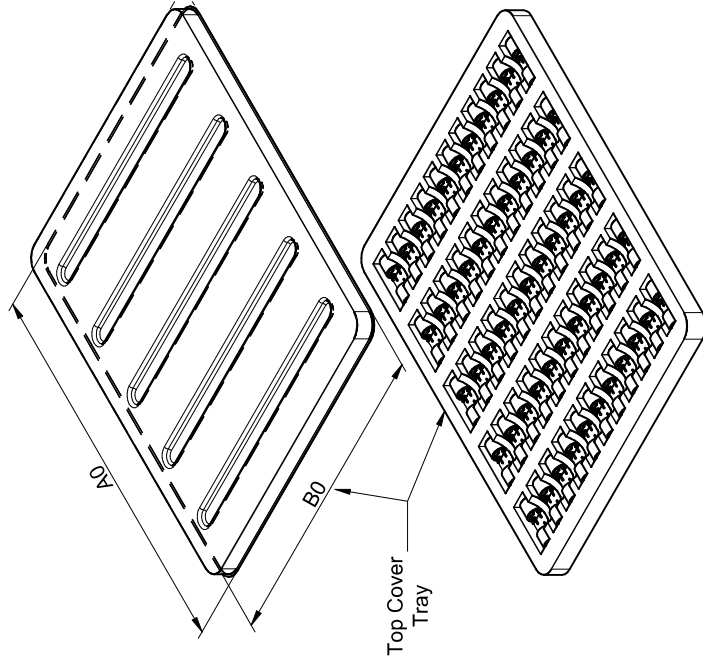
 <p>WÜRTH ELEKTRONIK</p>		Wurth Elektronik eSos GmbH & Co. KG EMC & Inductive Solutions Max-Eyth-Str. 1 74638 Weilerburg Germany Tel. +49 (0) 79 42 946 - 0 www.wer-online.com esos@wer-online.com	
CHECKED	REVISION	DATE (YYYY-MM-DD)	GENERAL TOLERANCE
TRI	013.001	2019-01-02	DIN ISO 2768-1m
DESCRIPTION WE-TI Radial Leaded Wire Wound Inductor			
SIZE/TYPE	BUSINESS UNIT	ORDER CODE	
8095	eiSos	744772820	
STATUS		Valid	

This electronic component has been designed and developed for usage in general electronic equipment only. This product is not authorized for use in equipment where a higher safety standard and reliability standard is especially required or where a failure of the product is reasonably expected to cause severe personal injury or death, unless the parties have executed an agreement specifically governing such use. Wurth Elektronik eSos GmbH & Co KG products are neither designed nor intended for use in areas such as military, aerospace, aviation, nuclear control, submarine, transportation (automotive control, train control, ship control), transportation (airline control, disaster prevention, medical, public information network etc...), Wurth Elektronik eSos GmbH & Co KG must be informed about the intent of such usage before the design-in stage. In addition, sufficient reliability evaluation must be performed on every electronic component, which is used in electrical circuits that require high safety and reliability functions or performance.

Packaging Specification - Tray: [mm]



tolerance size	A0	B0	P0	P1	P2	P3	T	Tray	VPE / packaging unit
	typ.	typ.	ref.	ref.	ref.	ref.	ref.		pcs.
	8095	193.00	243.00	19.00	131.20	222.00	9.50	PET	140



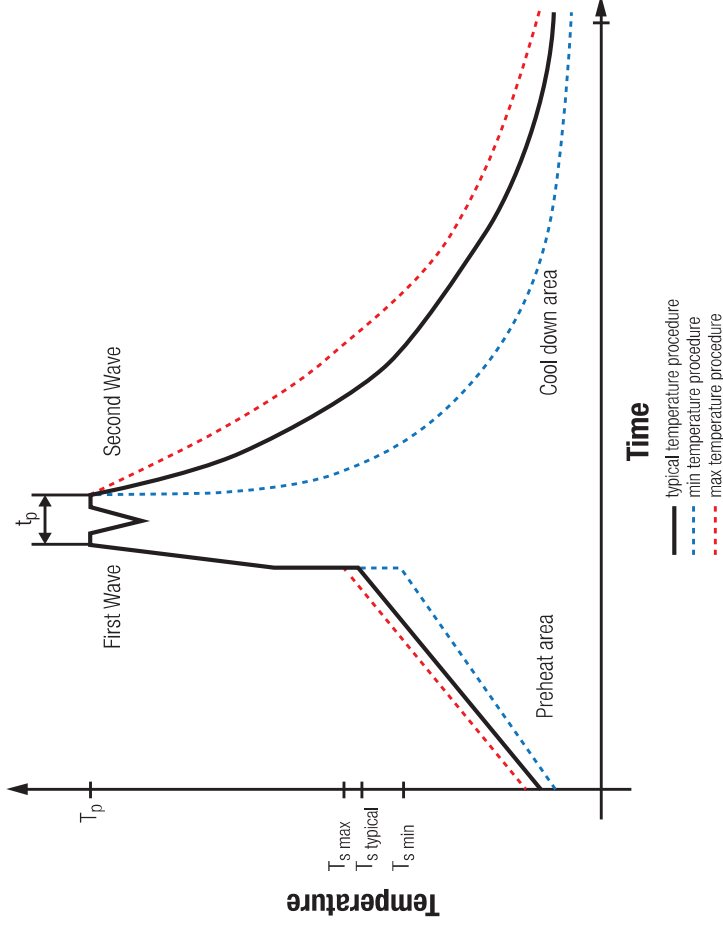
tolerance size	A0	B0	T	Top Cover
	typ.	typ.	ref.	
	8095	194.00	244.00	8.00
				PET

CHECKED	REVISION	DATE (YYYY-MM-DD)	GENERAL TOLERANCE	PRODUCTION METHOD
TRI	013.001	2019-01-02	DIN ISO 2768-1m	
DESCRIPTION				
WE-TI Radial Leaded Wire Wound Inductor				
ORDER CODE: 744772820				
STATUS: Valid				
BUSINESS UNIT: eiSos				
SIZE/TYPE: 8095				

Würth Elektronik eSos GmbH & Co. KG
 EMC & Inductive Solutions
 Max-Eyth-Str. 1
 74638 Weiskirchen
 Germany
 Tel. +49 (0) 79 42 946 - 0
www.wue-online.com
eiSos@wue-online.com

This electronic component has been designed and developed for usage in general electronic equipment only. This product is not authorized for use in equipment where a higher safety standard and reliability standard is especially required or where a failure of the product is reasonably expected to cause severe personal injury or death, unless the parties have executed an agreement specifically governing such use. Würth Elektronik eSos GmbH & Co KG products are neither designed nor intended for use in areas such as military, aerospace, aviation, nuclear control, submarine, transportation (automotive control, train control, ship control), transportation signal, disaster prevention, medical, public information network etc... Würth Elektronik eSos GmbH & Co KG must be informed about the intent of such usage before the design-in stage. In addition, sufficient reliability evaluation must be performed on every electronic component, which is used in electrical circuits that require high safety and reliability functions or performance.


Classification Wave Soldering Profile:



Classification Wave Soldering Profile:

Profile Feature	Pb-Free Assembly	Sn-Pb Assembly
Preheat Temperature Min	$T_{s \text{ min}}$	100 °C
Preheat Temperature Typical	$T_{s \text{ typical}}$	120 °C
Preheat Temperature Max	$T_{s \text{ max}}$	130 °C
Preheat Time t_s from $T_{s \text{ min}}$ to $T_{s \text{ max}}$	t_s	70 seconds
Ramp-up Rate	ΔT	150 °C max.
Peak Temperature	T_p	250 °C - 260 °C
Time of actual peak temperature	t_p	max. 10 seconds max. 5 seconds each wave
Ramp-down Rate, Min		~ 2 K/ second
Ramp-down Rate, Typical		~ 3.5 K/ second
Ramp-down Rate, Max		~ 5 K/ second
Time 25 °C to 25 °C		4 minutes

refer to EN61760-1:2006



Würth Elektronik eSos GmbH & Co. KG
 EMC & Inductive Solutions
 Max-Erbs-Str. 1
 74638 Weidenburg
 Germany
 Tel. +49 (0) 79 42 946 - 0
 www.wue-online.com
 esos@wue-online.com

CHECKED TRI	REVISION 013.001	DATE (YYYY-MM-DD) 2019-01-02	GENERAL TOLERANCE DIN ISO 2768-1m	PRODUCTION METHOD
DESCRIPTION WE-TI Radial Leaded Wire Wound Inductor				
ORDER CODE 744772820			STATUS Valid	
SIZE/TYPE 8095		BUSINESS UNIT eISos		

This electronic component has been designed and developed for usage in general electronic equipment only. This product is not authorized for use in equipment where a higher safety standard and reliability standard is especially required or where a failure of the product is reasonably expected to cause severe personal injury or death, unless the parties have executed an agreement specifically governing such use. Würth Elektronik eSos GmbH & Co KG products are neither designed nor intended for use in areas such as military, aerospace, aviation, nuclear control, submarine, transportation (automotive control, train control, ship control), transportation (air traffic control, disaster prevention, medical, public information network etc., Würth Elektronik eSos GmbH & Co KG must be informed about the intent of such usage before the design-in stage. In addition, sufficient reliability evaluation must be performed on every electronic component, which is used in electrical circuits that require high safety and reliability functions or performance.

Cautions and Warnings:

The following conditions apply to all goods within the product series of WE-TI of Würth Elektronik eiSos GmbH & Co. KG:

General:

- This electronic component was designed and manufactured for use in general electronic equipment.
- Würth Elektronik must be asked for written approval (following the PPAP procedure) before incorporating the components into any equipment in fields such as military, aerospace, aviation, nuclear control, submarine, transportation (automotive control, train control, ship control), transportation signal, disaster prevention, medical, public information network, etc., where higher safety and reliability are especially required and/or if there is the possibility of direct damage or human injury.
- Electronic components that will be used in safety-critical or high-reliability applications, should be pre-evaluated by the customer.
- The component was designed and manufactured to be used within the datasheet specified values. If the usage and operation conditions specified in the datasheet are not met, the wire insulation may be damaged or dissolved.
- Do not drop or impact the components, as the core may flake apart.
- Würth Elektronik products are qualified according to international standards, which are listed in each product reliability report. Würth Elektronik does not warrant any customer qualified product characteristics beyond Würth Elektronik's specifications, for its validity and sustainability over time.
- The customer is responsible for the functionality of their own products. All technical specifications for standard products also apply to customer specific products.

Product specific:

Soldering:

- The solder profile must comply with the Würth Elektronik technical soldering specification. All other profiles will void the warranty.
- All other soldering methods are at the customers' own risk.

Cleaning and Washing:

- Washing agents used during the production to clean the customer application might damage or change the characteristics of the wire insulation, marking or plating. Washing agents may have a negative effect on the long-term functionality of the product.

Potting:

- If the product is potted in the customer application, the potting material might shrink or expand during and after hardening. Shrinking could lead to an incomplete seal, allowing contaminants into the core. Expansion could damage the core or wire contacts. We recommend a manual inspection after potting to avoid these effects.


Storage Conditions:

- A storage of Würth Elektronik products for longer than 12 months is not recommended. Within other effects, the terminals may degrade, resulting in bad solderability. Therefore, all products shall be used within the period of 12 months based on the condition of shipment.
- Do not expose the components to direct sunlight.
- The storage conditions in the original packaging are defined according to DIN EN 61760-2.

Handling:

- Violation of the technical product specifications such as exceeding the nominal rated current will void the warranty.
- Applying currents with audio-frequency signals might result in audible noise due to the magnetostrictive material properties.
- Due to heavy weight of the components, strong forces and high accelerations might have the effect to damage the electrical or to harm the circuit board and will void the warranty.

These cautions and warnings comply with the state of the scientific and technical knowledge and are believed to be accurate and are however, no responsibility is assumed for inaccuracies or incompleteness.

CHECKED TRI		REVISION 013.001	DATE (YYYY-MM-DD) 2019-01-02	GENERAL TOLERANCE DIN ISO 2768-1m	PROTECTION METHOD 
DESCRIPTION WE-TI Radial Leaded Wire Wound Inductor					
Würth Elektronik eiSos GmbH & Co. KG EMC & Inductive Solutions Max-Eyth-Str. 1 74638 Weiskirchen Germany Tel. +49 (0) 79 42 946 - 0 www.wue-online.com eisos@wue-online.com			ORDER CODE 744772820		
SIZE TYPE 8095			BUSINESS UNIT eiSos		
			STATUS Valid		

This electronic component has been designed and developed for usage in general electronic equipment only. This product is not authorized for use in equipment where a higher safety standard and reliability standard is especially required or where a failure of the product is reasonably expected to cause severe personal injury or death, unless the parties have executed an agreement specifically governing such use. Würth Elektronik eiSos GmbH & Co KG products are neither designed nor intended for use in areas such as military, aerospace, aviation, nuclear control, submarine, transportation (automotive control, train control, ship control), transportation signal, disaster prevention, medical, public information network etc... Würth Elektronik eiSos GmbH & Co KG must be informed about the intent of such usage before the design-in stage. In addition, sufficient reliability evaluation must be performed on every electronic component, which is used in electrical circuits that require high safety and reliability functions or performance.

Important Notes

The following conditions apply to all goods within the product range of Würth Elektronik eiSos GmbH & Co. KG:

1. General Customer Responsibility

Some goods within the product range of Würth Elektronik eiSos GmbH & Co. KG contain statements regarding general suitability for certain application areas. These statements about suitability are based on our knowledge and experience of typical requirements concerning the areas, serve as general guidance and cannot be estimated as binding statements about the suitability for a customer application. The responsibility for the applicability and use in a particular customer design is always solely within the authority of the customer. Due to this fact it is up to the customer to evaluate, where appropriate to investigate and decide whether the device with the specific product characteristics described in the product specification is valid and suitable for the respective customer application or not.

2. Customer Responsibility related to Specific, in particular Safety-Relevant Applications

It has to be clearly pointed out that the possibility of a malfunction of electronic components or failure before the end of the usual lifetime cannot be completely eliminated in the current state of the art, even if the products are operated within the range of the specifications. In certain customer applications requiring a very high level of safety and especially in customer applications in which the malfunction or failure of an electronic component could endanger human life or health it must be ensured by most advanced technological aid of suitable design of the customer application that no injury or damage is caused to third parties in the event of malfunction or failure of an electronic component. Therefore, customer is cautioned to verify that data sheets are current before placing orders. The current data sheets can be downloaded at www.we-online.com.

3. Best Care and Attention

Any product-specific notes, cautions and warnings must be strictly observed. Any disregard will result in the loss of warranty.

4. Customer Support for Product Specifications

Some products within the product range may contain substances which are subject to restrictions in certain jurisdictions in order to serve specific technical requirements. Necessary information is available on request. In this case the field sales engineer or the internal sales person in charge should be contacted who will be happy to support in this matter.

5. Product R&D

Due to constant product improvement product specifications may change from time to time. As a standard reporting procedure of the Product Change Notification (PCN) according to the JEDEC-Standard inform about minor and major changes. In case of further queries regarding the PCN, the field sales engineer or the internal sales person in charge should be contacted. The basic responsibility of the customer as per Section 1 and 2 remains unaffected.

6. Product Life Cycle


Due to technical progress and economical evaluation we also reserve the right to discontinue production and delivery of products. standard reporting procedure of the Product Termination Notification (PTN) according to the JEDEC-Standard we will inform at an about inevitable product discontinuance. According to this we cannot guarantee that all products within our product range will always be available. Therefore it needs to be verified with the field sales engineer or the internal sales person in charge about the current product availability expectancy before or when the product for application design-in disposal is considered. The approach named above does not apply in the case of individual agreements deviating from the foregoing for customer-specific products.

7. Property Rights

All the rights for contractual products produced by Würth Elektronik eiSos GmbH & Co. KG on the basis of ideas, development contracts as well as models or templates that are subject to copyright, patent or commercial protection supplied to the customer will remain with Würth Elektronik eiSos GmbH & Co. KG. Würth Elektronik eiSos GmbH & Co. KG does not warrant or represent that any license, either express or implied, is granted under any patent right, copyright, mask work right, or other intellectual property right relating to any combination, application, or process in which Würth Elektronik eiSos GmbH & Co. KG components or services are used.

8. General Terms and Conditions

Unless otherwise agreed in individual contracts, all orders are subject to the current version of the "General Terms and Conditions of Würth Elektronik eiSos Group.", last version available at www.we-online.com.

		Würth Elektronik eiSos GmbH & Co. KG EMC & Inductive Solutions Max-Eyth-Str. 1 74638 Weiskirchen Germany Tel. +49 (0) 79 42 945 - 0 www.we-online.com eiSos@we-online.com		
CHECKED	REVISION	DATE (YYYY-MM-DD)	GENERAL TOLERANCE	PROTECTION METHOD
TRI	013.001	2019-01-02	DIN ISO 2768-1m	
DESCRIPTION				
WE-TI Radial Leaded Wire Wound Inductor				
SIZE/TYPE	BUSINESS UNIT	ORDER CODE		
8095	eiSos	744772820		
		STATUS		
		Valid		

This electronic component has been designed and developed for usage in general electronic equipment only. This product is not authorized for use in equipment where a higher safety standard and reliability standard is especially required or where a failure of the product is reasonably expected to cause severe personal injury or death, unless the parties have executed an agreement specifically governing such use. Würth Elektronik eiSos GmbH & Co KG products are neither designed nor intended for use in areas such as military, aerospace, aviation, nuclear control, submarine, transportation (automotive control, train control, ship control), transportation signal, disaster prevention, medical, public information network etc... Würth Elektronik eiSos GmbH & Co KG must be informed about the intent of such usage before the design-in stage. In addition, sufficient reliability evaluation must be performed on every electronic component, which is used in electrical circuits that require high safety and reliability functions or performance.